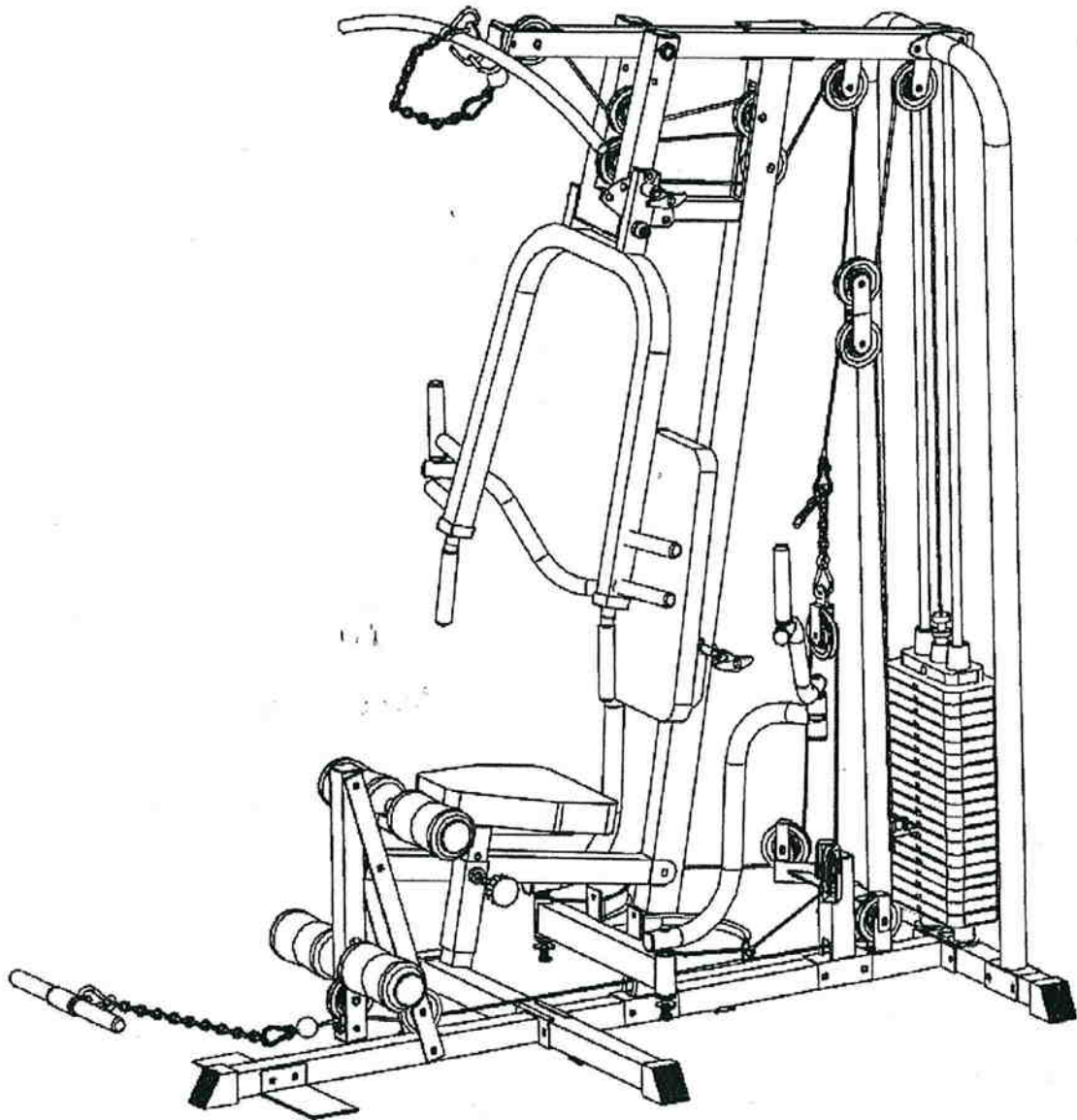


GM1300

MULTI-FUNCTION GYM


Assembly instructions, Illustrations & Parts List



Lat pull cable (D10) is 340mm longer than old cable
New cable 4120mm
Old cable 3780mm
New Gyms arrived 25.5.07

GE1300

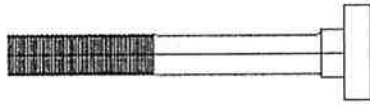
HARDWARE ILLUSTRATION



A4: BOLT M10X95X2PCS



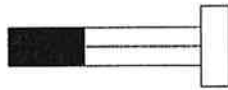
A5: BOLT M10X20X4PCS



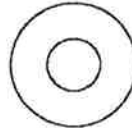
A3: BOLT M10X70X9PCS



A1: SLOTTED SET SCREW M6X8X4PCS



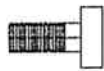
A15: BOLT M8X40X4PCS



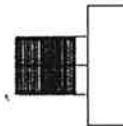
C5: D10XD24X2PCS



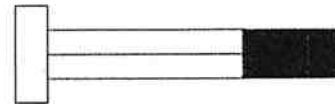
A7: BOLT M10X45X7PCS



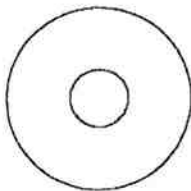
A2: BOLT M6X15X1PC



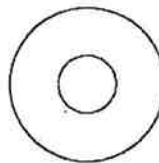
A14: BOLT M12X20X4PCS




A8: BOLT M10X60X2PCS



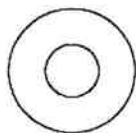
C3: D12XD38X4PCS



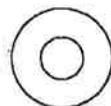
C4: D12XD25X4PCS




A9: BOLT M10X65X6PCS



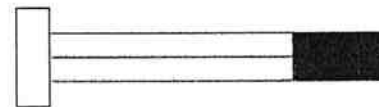
C2: D10XD20X78PCS



C1: D8XD15X4PCS




A10: BOLT M10X50X2PCS



A16: BOLT M10X75X13PCS



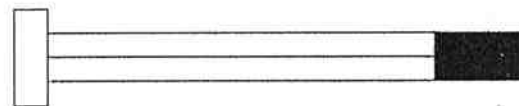
B1: AIRCRAFT NUT M10X40PCS



A11: DOUBLE END BOLT M12X102X1PC



B2: AIRCRAFT NUT M12X2PCS



A12: BOLT M10X100X2PCS

HARDWARE ILLUSTRATION



D9:LOWER CABLE X 1PC



D10:UPPER CABLE X 1PC



D8:BUTTERFLY CABLE X 1PC



D5:TUBE-PULLEY BUSHING X 8PCS



D1:BUTTER FLY BUSHING X 8PCS



D20:D45 SQ INNER PLUG X 2PCS



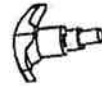
D21:50 SQ INNER PLUG X 8PCS




D23:25X50 SQ INNER PLUG X 6PCS



D32 POP PIN X 2PCS



D33:POP PIN X 1PC



D18:150 GRIP X 2PCS



D28:SWIVEL SLEEVE X 2PCS



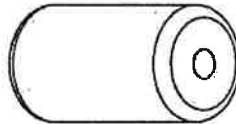
D34:ARM CURL HANDLE X 1PC



D37:RUBBER BUMPER X 2PCS



D15 LONG CHAIN X 1PC



D35:FOAM ROLL X 4PCS



D7:7" SHAFT X 1PC




D16:SHORT CHAIN X 2PCS



D24:D25 INNER PLUG X 4PCS



D14:D7 C-CLIP X 6PCS



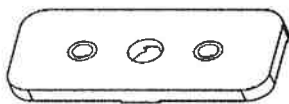
D39:WEIGHT STACK PIN X 1PC



D6:M12 SHAFT X 1PC



D11:PULLEY X 15PCS



D40:WEIGHT PLATE X 14PCS ()
X 19PCS ()



D41:TOP PLATE X 1PC

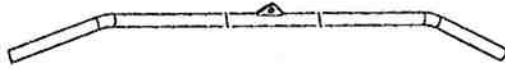
PARTS ILLUSTRATION




O:FRONT STABILIZER X 1PC



P:FRONT SUPPORT FRAME X 2PCS




Q:LAT BAR X 1PC



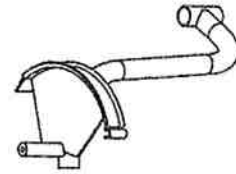
R:LEG DEVELOPER X 1PC



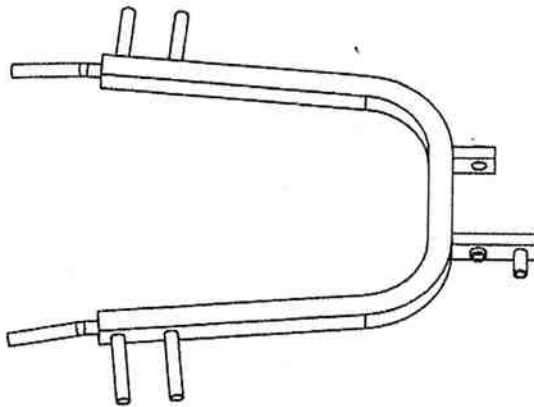
S:FRONT BASE X 1PC



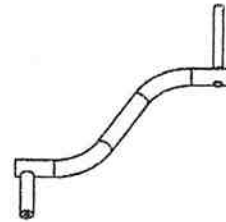
T:GUIDE ROD SLEEVE X 2PCS
(OPTION)



U:BUTTERFLY X 1PAIR



V:FRONT PRESS X 1PC




W:BUTTERFLY HANDLE X 2PCS



Z:DOUBLE PULLEY BRACKET X 1PC




AA:SINGLE PULLEY BRACKET X 1PC



AB:GUIDE ROD X 2PCS

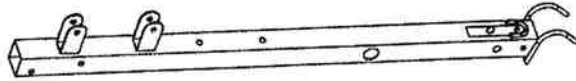


AC:REAR STABILIZER X 1PC

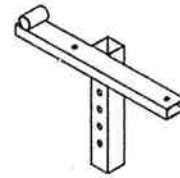


AD:SUPPORT FRAME X 2PCS


PARTS ILLUSTRATION



A:UPPER FRAME X 1PC



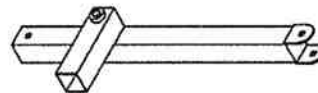
B:SEAT POST X 1PC



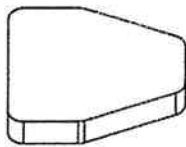
C:VERTICAL BEAM X 1PC




D:MAIN BASE FRAME X 1PC



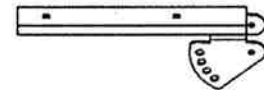
E:SEAT SUPPORT X 1PC



F:SEAT PAD X 1PC



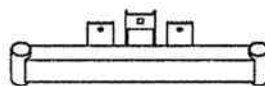
G:BACKREST BOARD X 1PC



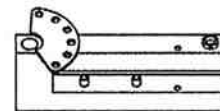
H:BACKREST SUPPORT X 1PC



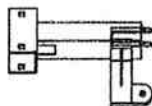
I:SELECTOR BAR X 1PC



J: BUTTERFLY BASE X 1PC



K:FRONT FREE BASE X PC



L: BUTTERFLY PULLEY BRACKET X 1PC

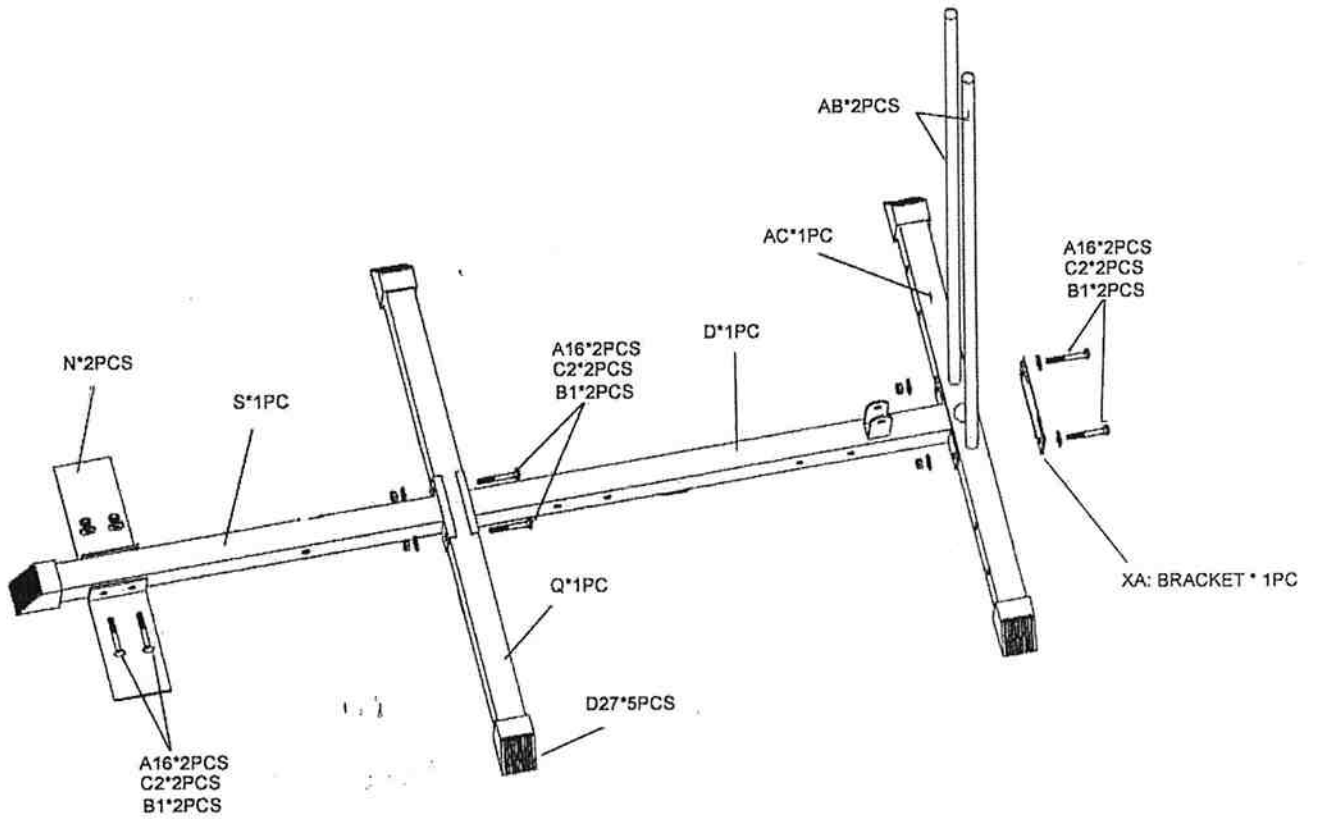


M:FOAM ROLL TUBE X 2PCS

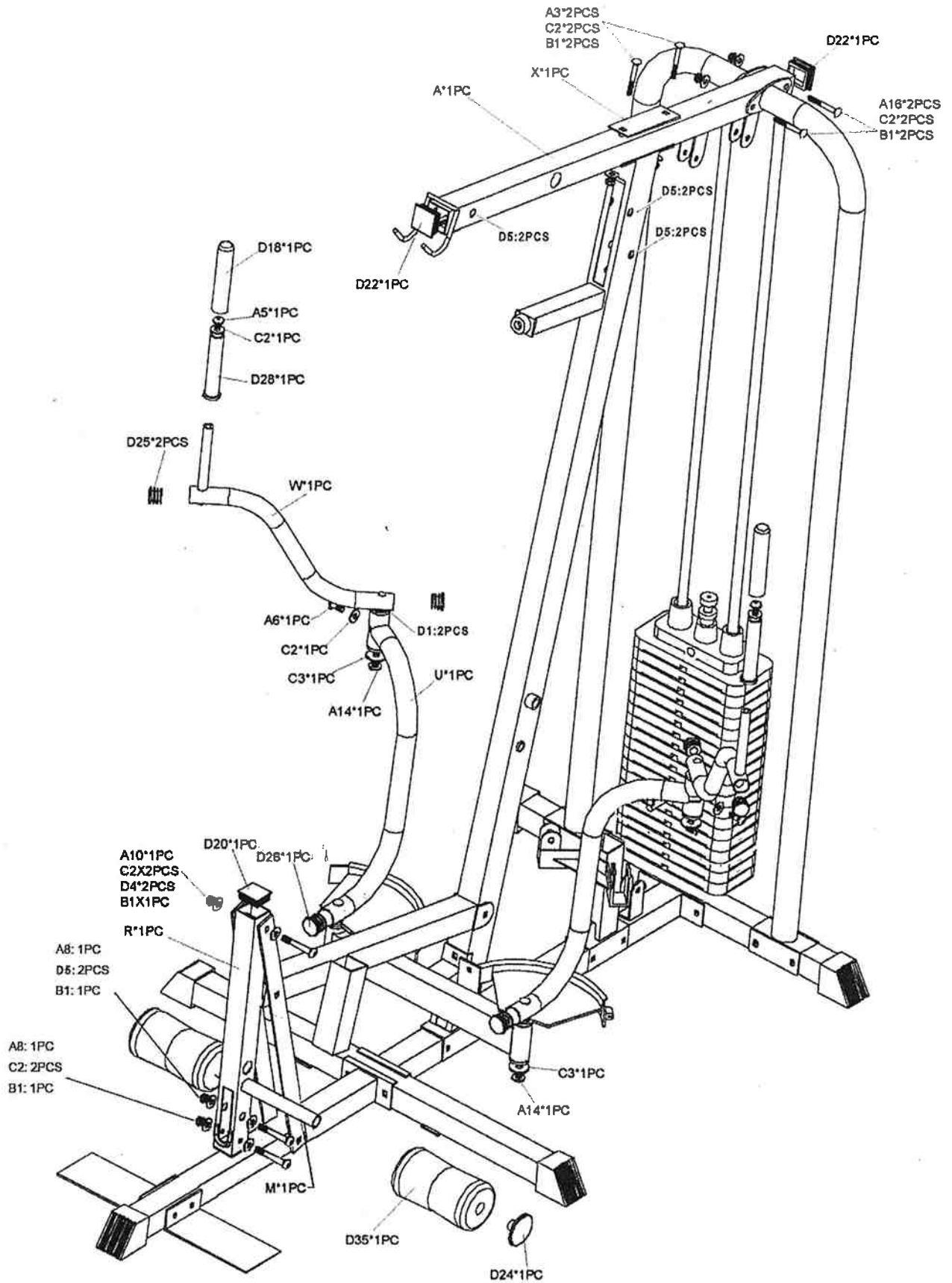


N:FOOT PLATE X 2PCS

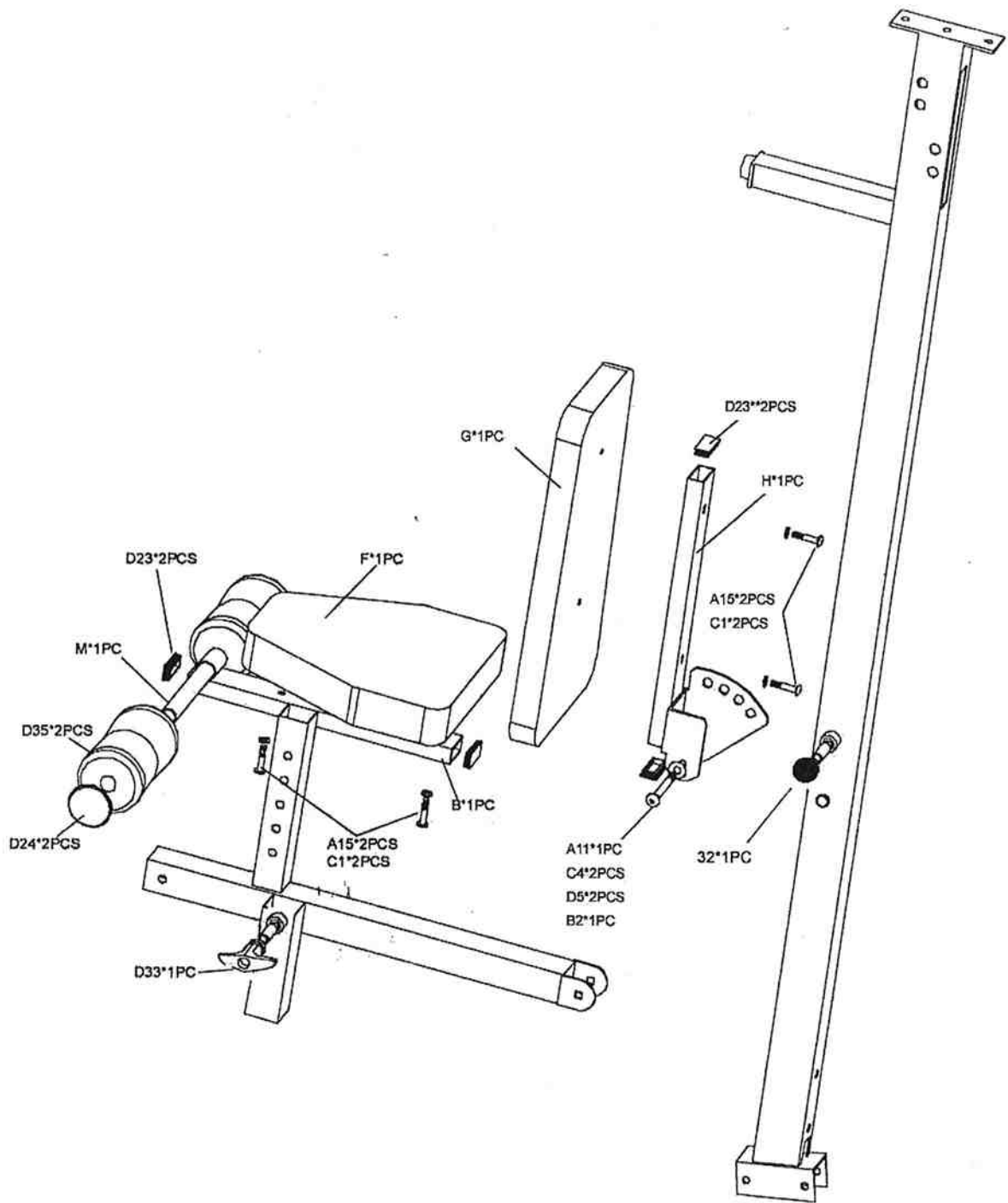
ASSEMBLY-STEP 1



ASSEMBLY-STEP3



ASSEMBLY-STEP4



ASSEMBLY-STEP 5

